



GUJCOT TRADE ASSOCIATION

MONTHLY PRESSING REPORT MARCH-2019

Dear All Cotton Friends,

Gujcot has collected pressing figures from all ginners and compiled data to serve whole trade. In this mission we get valuable support from many of our trade personalities. We Gujcot team is very thankful to all helping hands, who worked directly or indirectly, with their valuable support, we are able to put real time pressing figures. We thank all Gujarat Ginners for their cooperating with Gujcot team to share their pressing figures. We hope the whole Textile value Chain will be benefitted by these data and will help us in future to achieve our goal to serve our cotton trade.

Report Sponsors :



Basil Commodities



Axita Cotton Limited



Dharmdeep Commodities Pvt. Ltd.





GUJCOT TRADE ASSOCIATION

MONTHLY PRESSING REPORT MARCH-2019

Summary

- During the month of March Gujarat has pressed 11,86,774 Running Bales of Shankar 6 and 71,616 Running Bales of V-797. So the statistical bales of 170 Kgs. was 11,30,926 Bales of Shankar 6 and 68,246 Bales of V-797.
- Cumulative Pressing till 31th March is 77,04,868 Bales (Shankar 6 75,15,902 Bales and V-797 1,88,966 Bales), which is equivalent to total 73,42,286 Bales of 170 Kgs. (Shankar 6 71,62,212 Bales and V-797 1,80,073 Bales).
- Average per day Pressing was 40,593 Running Bales and 38,683 Bales 170 Kgs. for 31 days.
- During the month of March Total active ginning factories were 548 (Saurashtra 337, North Gujarat 171, Main Line 23 and Kutch 17).

First half of the month of March ginners had good parity and market had start improving so majority of the ginnings were running fast but in later part ginning activity slowed down. As rising prices of cotton and cotton seed has benefited to ginners.

Gujarat ginners are holding handsome quantity of stock.

In the Month of April arrivals are expected to decline because of firm sentiment of farmers.



GUJCOT TRADE ASSOCIATION

MONTHLY PRESSING REPORT MARCH-2019

Gujcot Trade Association

Gujarat Pressing Summary 31-March-2019

2018-19	CUMULATIVE PRESSING (IN 170 Kgs)					
	Mar-18	Feb-19	Mar-19	M/M Change (In Bales)	Y/Y Change (In Bales)	Y/Y Change (In %)
Shankar 6						
Saurashtra	53,35,663	34,23,227	41,25,034	7,01,807	-12,10,630	-22.69%
North Gujarat	27,34,788	19,27,904	22,85,904	3,57,901	-4,48,983	-16.42%
Main Line	3,69,646	4,41,212	4,79,530	38,318	1,09,884	29.73%
Kutch	2,94,897	2,38,944	2,71,845	32,900	-23,053	-7.82%
Total	87,34,994	60,31,287	71,62,212	11,30,926	-15,72,782	-18.01%
V-797	1,09,722	1,11,828	1,80,073	68,246	70,352	64.12%
Total	88,44,716	61,43,114	73,42,286	11,99,172	-15,02,430	-16.99%
Remark : Daily Pressing Average 40,593 Running Bales - 38,683 170 Kg Bales						

Running Bales Pressing

ZONE	As on 31st March-2019			During Mar-2019		
	Shankar 6	V-797	Total	Shankar 6	V-797	Total
Saurashtra	43,28,739	6,400	43,35,139	7,36,464	1,900	7,38,364
North Gujarat	23,98,684	1,81,766	25,80,450	3,75,575	68,916	4,44,491
Main Line	5,03,210	0	5,03,210	40,210		40,210
Kutch	2,85,269	800	2,86,069	34,525	800	35,325
Total	75,15,902	1,88,966	77,04,868	11,86,774	71,616	12,58,390

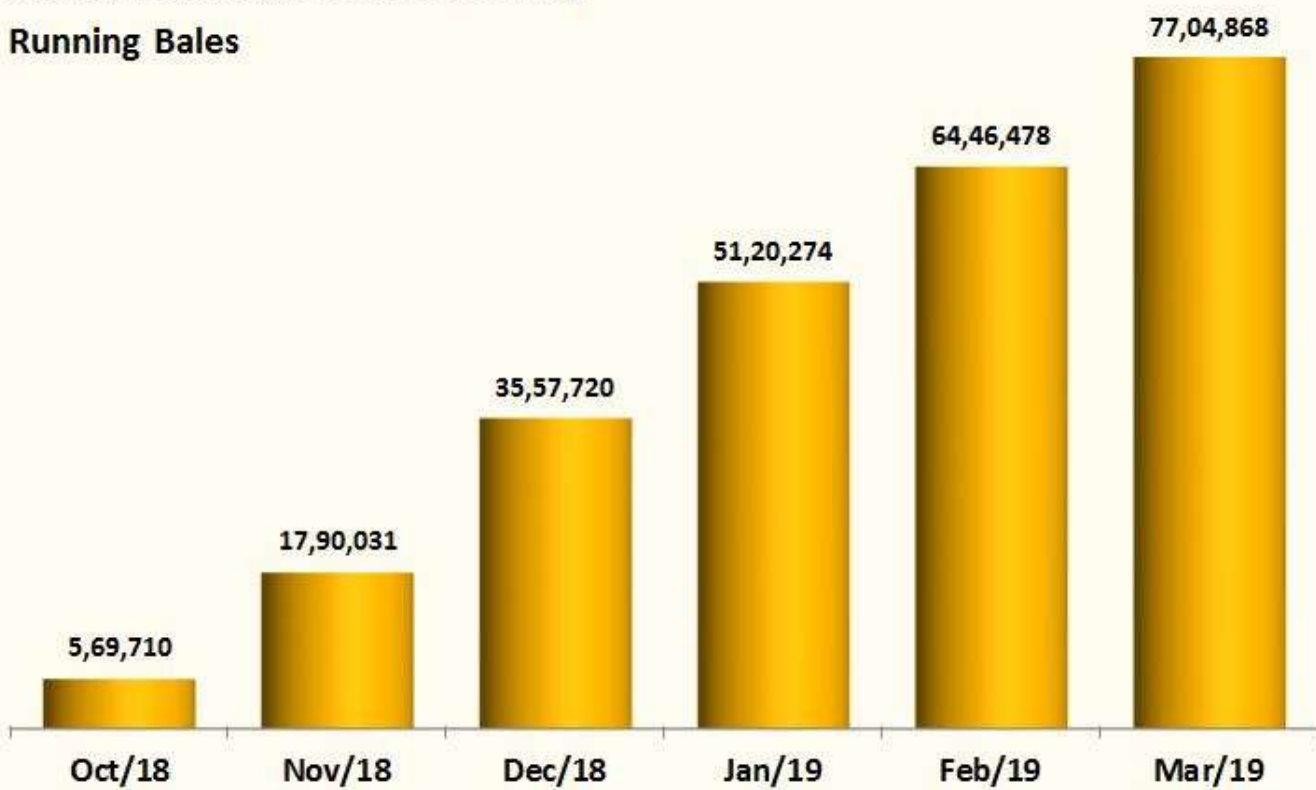


GUJCOT TRADE ASSOCIATION

MONTHLY PRESSING REPORT MARCH-2019

Gujarat Cumulative Cotton Pressing

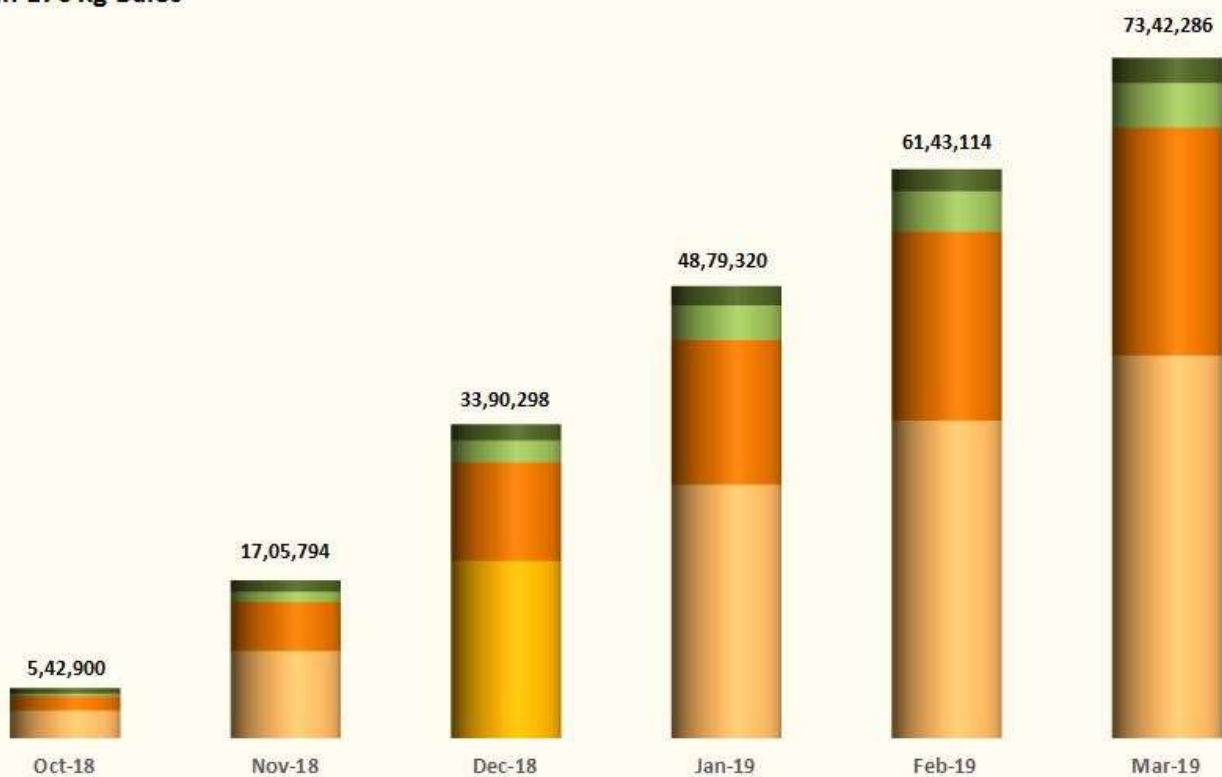
Running Bales



Gujarat Cumulative Pressing

In 170 Kg Bales

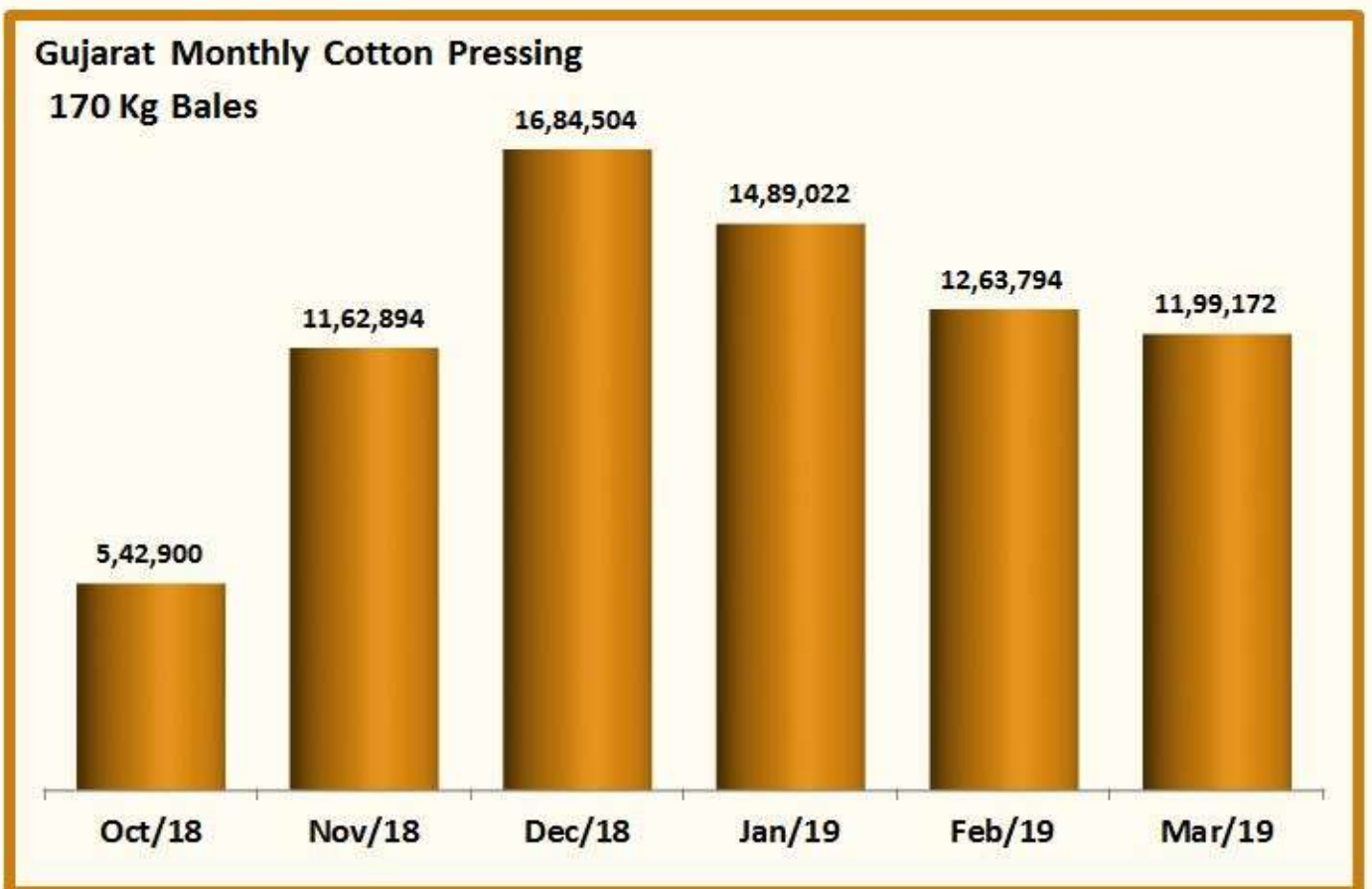
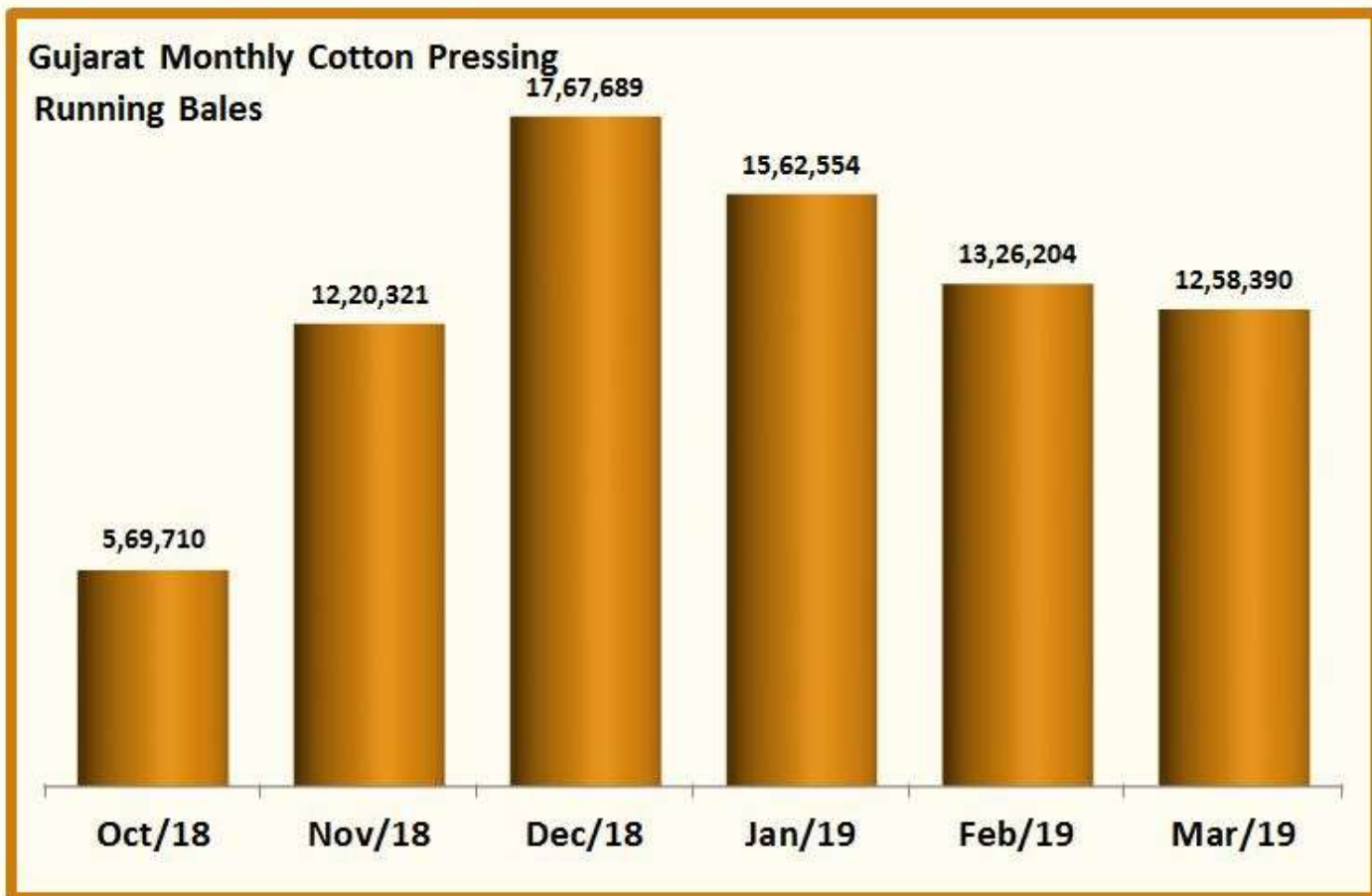
■ Saurashtra
 ■ North Gujarat
 ■ Main Line
 ■ Kutch





GUJCOT TRADE ASSOCIATION

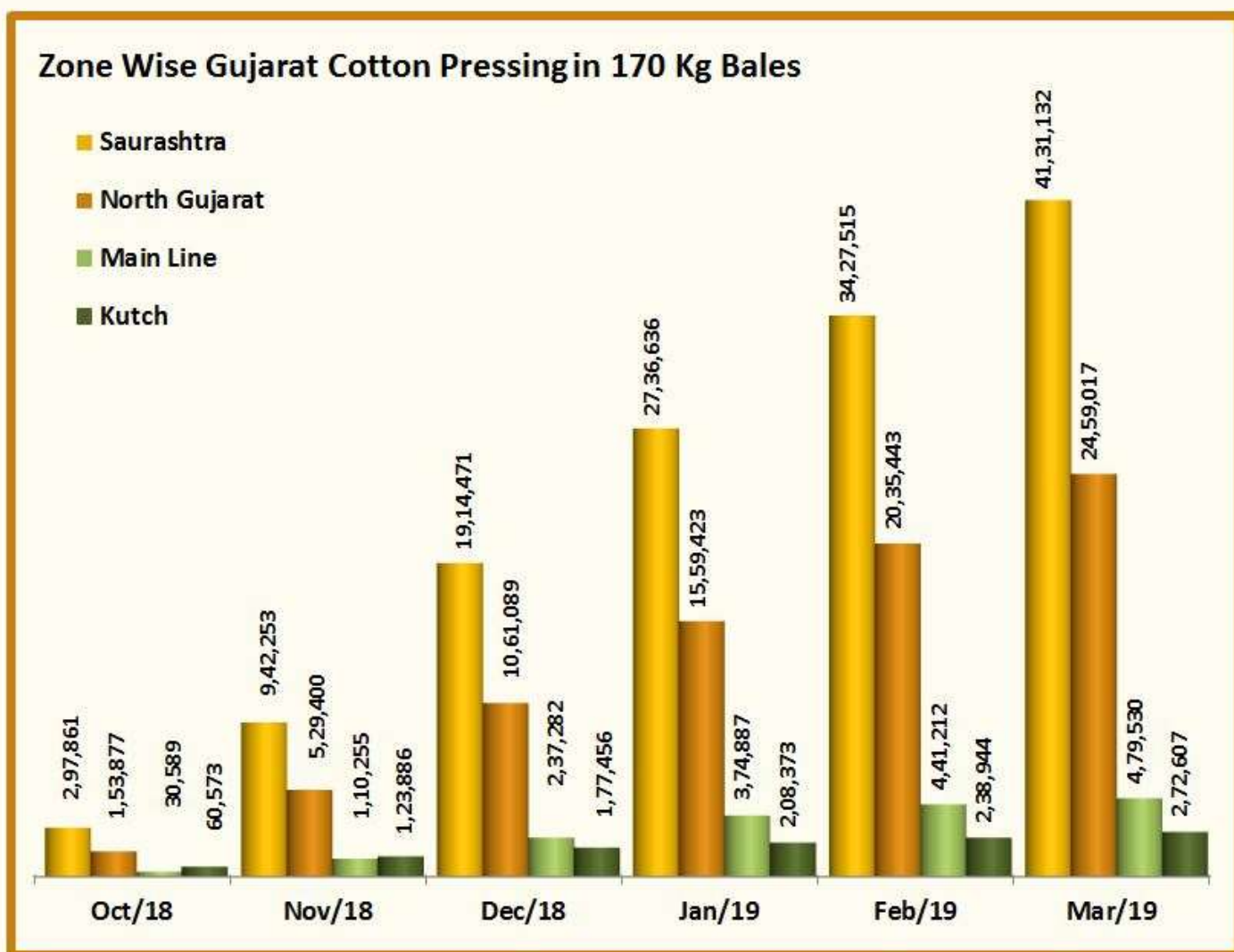
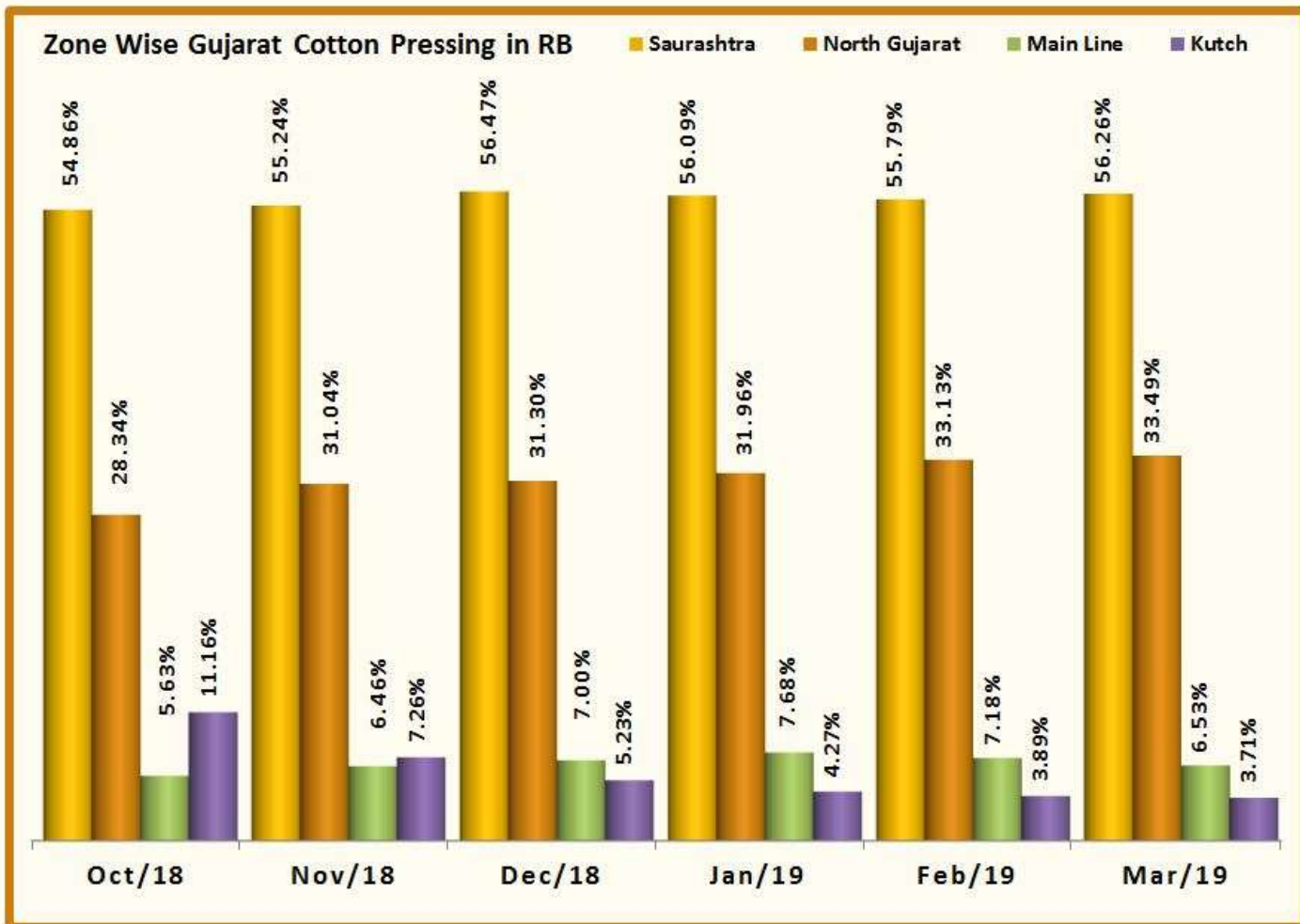
MONTHLY PRESSING REPORT MARCH-2019





GUJCOT TRADE ASSOCIATION

MONTHLY PRESSING REPORT MARCH-2019





GUJCOT TRADE ASSOCIATION

MONTHLY PRESSING REPORT MARCH-2019

Saurashtra				
Station	Feb-19	Mar-19	MoM Change	Fact. In Operation
Amreli	1,68,450	2,07,200	38,750	18
Babra	1,59,500	1,96,700	37,200	18
Botad	3,30,100	4,06,300	76,200	39
Chotila	75,495	95,789	20,294	3
Chuda	17,000	20,000	3,000	2
Damnagar	6,300	6,300		
Dhasa	2,90,850	3,33,300	42,450	32
Dhoraji-Upleta	53,500	64,500	11,000	3
Dhrangadhra-Halvad	2,05,800	2,29,200	23,400	12
Gariyadhar	39,500	44,000	4,500	4
Gondal	1,76,100	2,18,250	42,150	18
Jamkandorna	13,200	15,100	1,900	2
Jamnagar-Falla	2,39,700	2,98,775	59,075	24
Jasdan	1,49,700	1,84,500	34,800	18
Jetpur	33,800	39,500	5,700	2
Kuvadava	29,800	34,700	4,900	2
Lakhtar	23,100	27,600	4,500	2
Limbdi	46,300	55,300	9,000	5
Mahuva	96,800	1,15,100	18,300	10
Manavadar	1,96,300	2,34,725	38,425	34
Morbi	1,03,100	1,14,400	11,300	5
Palitana	14,700	18,200	3,500	3
Porbandar	6,400	6,900	500	1
Rajula	33,200	40,800	7,600	3
Savarkundala	13,500	17,600	4,100	2
Shapar	1,25,700	1,69,000	43,300	7
Surendranagar	1,66,200	1,99,200	33,000	6
Talaja	1,16,800	1,31,000	14,200	13
Tankara-Neknam	2,66,250	3,09,850	43,600	21
Targhadi	1,25,400	1,56,200	30,800	10
Tramba-Sardhar	32,000	39,000	7,000	1
Una	47,300	53,400	6,100	5
Wankaner	1,94,930	2,52,750	57,820	12
TOTAL	35,96,775	43,35,139	7,38,364	337



Axita Cotton Limited



GUJCOT TRADE ASSOCIATION

MONTHLY PRESSING REPORT MARCH-2019

North Gujarat				
Station	Feb-19	Mar-19	MoM Change	Fact. In Operation
Visnagar	1,27,600	1,45,700	18,100	8
Vijapur-Mansa	3,18,100	3,78,500	60,400	26
Harij	1,59,345	1,97,990	38,645	17
Radhanpur	46,114	48,614	2,500	2
Idar-Sabarkantha	15,380	16,580	1,200	1
Idar-Raiya				
Himmatnagar	57,641	72,909	15,268	5
Vadali-Sadatpura	12,041	12,041		
Khedbrahma				
Kapadwanj	35,000	40,000	5,000	1
Viramgam	72,700	90,200	17,500	11
Kadi	11,97,456	14,52,053	2,54,597	78
Mandal-Bahucharaji	34,200	47,373	13,173	4
Bavla	5,400	8,250	2,850	2
Dholka	20,933	23,850	2,917	4
Dhandhuka	34,049	46,390	12,341	12
TOTAL	21,35,959	25,80,450	4,44,491	171



Dharmdeep Commodities Pvt. Ltd.



GUJCOT TRADE ASSOCIATION

MONTHLY PRESSING REPORT MARCH-2019

Main Line				
Station	Feb-19	Mar-19	MoM Change	Fact. In Operation
Karjan	92,200	98,810	6,610	3
Dabhoi	6,500	6,500		
Golagamdi	9,000	9,000		
Handod	40,900	47,600	6,700	2
Bodeli	94,100	99,400	5,300	6
Kosindra	24,000	27,000	3,000	1
Pavijetpur	18,000	19,000	1,000	1
Kaledia	96,000	1,07,500	11,500	5
Palej	18,200	18,700	500	1
Bharuch	5,000	5,000		
Mandala	25,100	30,000	4,900	1
Nizar	15,000	15,000		
Hansot	4,000	4,100	100	1
Badalpur	8,000	8,500	500	1
Sinor	6,000	6,000		
Olpad	1,000	1,100	100	1
TOTAL	4,63,000	5,03,210	40,210	23

Kutch				
Station	Feb-19	Mar-19	MoM Change	Fact. In Operation
Abdasa	8,500	12,000	3,500	1
Anjar	1,61,189	1,81,029	19,840	9
Bhuj	38,155	44,040	5,885	4
Mandvi	31,500	36,800	5,300	2
Nakhatrana				
Rapar	11,400	12,200	800	1
TOTAL	2,50,744	2,86,069	35,325	17





GUJCOT TRADE ASSOCIATION

MONTHLY PRESSING REPORT MARCH-2019

Again Team Gujcot thanks our direct and indirect helpers.

For Data Collection

We are thankful to

Shri Manishbhai - Anjar

Shri Mukeshbhai Purohit

Nileshbhai - Manager SGA

Premjibhai - Manavadar

Kalpeshbhai - Manager

Gujcot Trade Association

For Data Verification

We are thankful to

Shri Jatinbhai - Vijapur

Shri Sujalbhai

Shri Pravinbhai

Shri Jagdishbhai Soni

Shri Chetanbhai Shree Gita Group - Morbi

Shri Kishorbhai - Talaja

Shri Jaytibhai - Botad

Once again thanks to whole Gujarat Cotton value chain for their co-operation.

For, Gujcot Trade Association

Akash Shah

[President]

For, Gujcot Trade Association

Ajay Shah

[Secretary]

